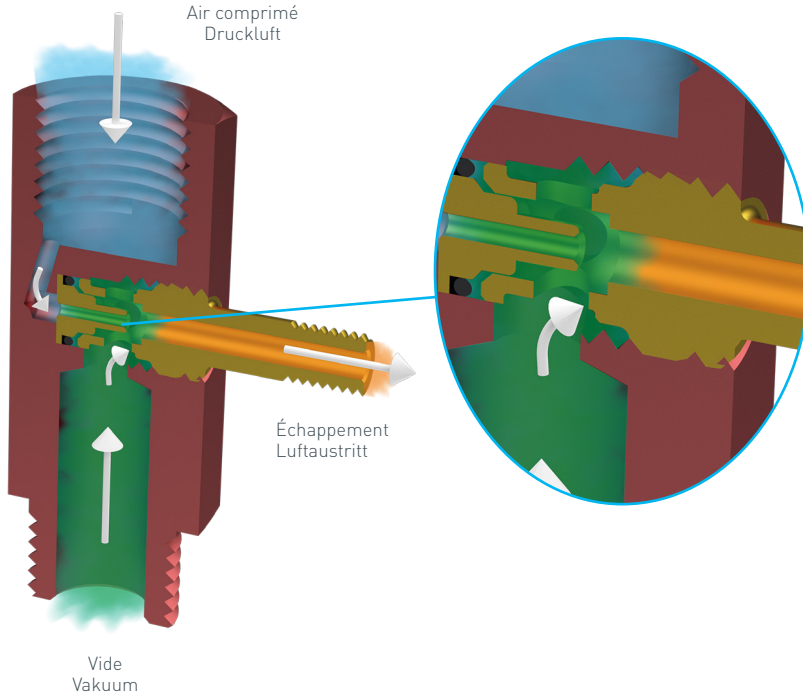

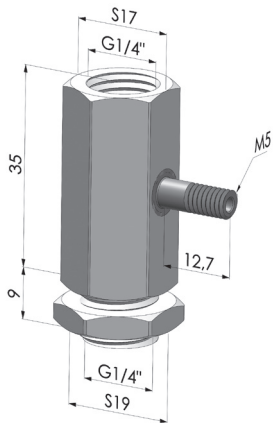


MODE D'EMPLOI  
GEBRAUCHSANWEISUNG

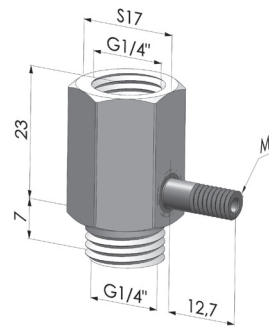
SCHÉMA DE PRINCIPE/PRINZIPSCHEMA



PLAN/PLÄNE

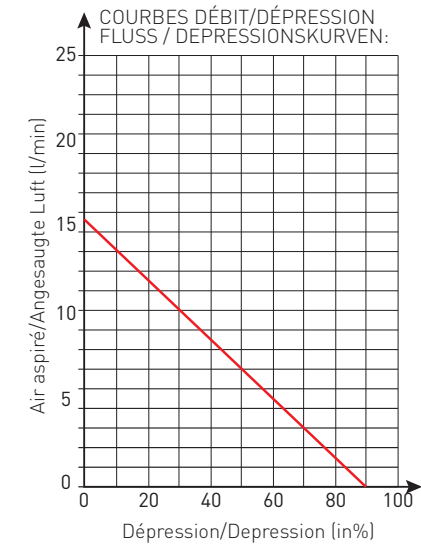
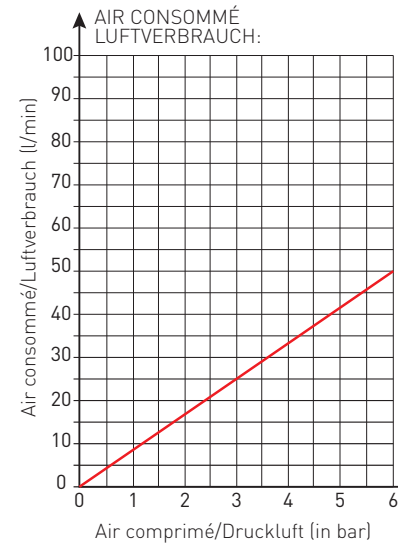
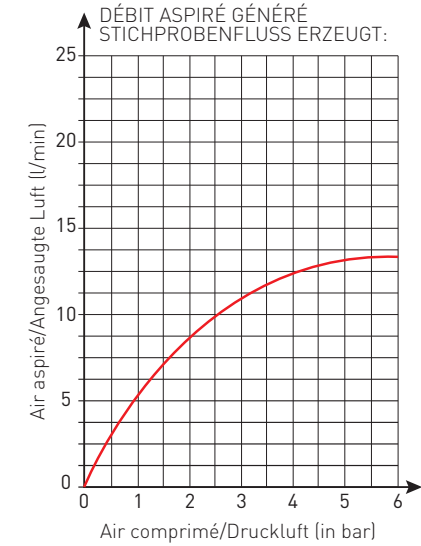
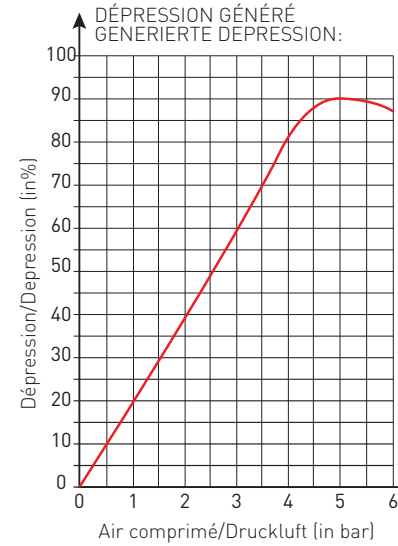


VM4-M14



VM4C-M14

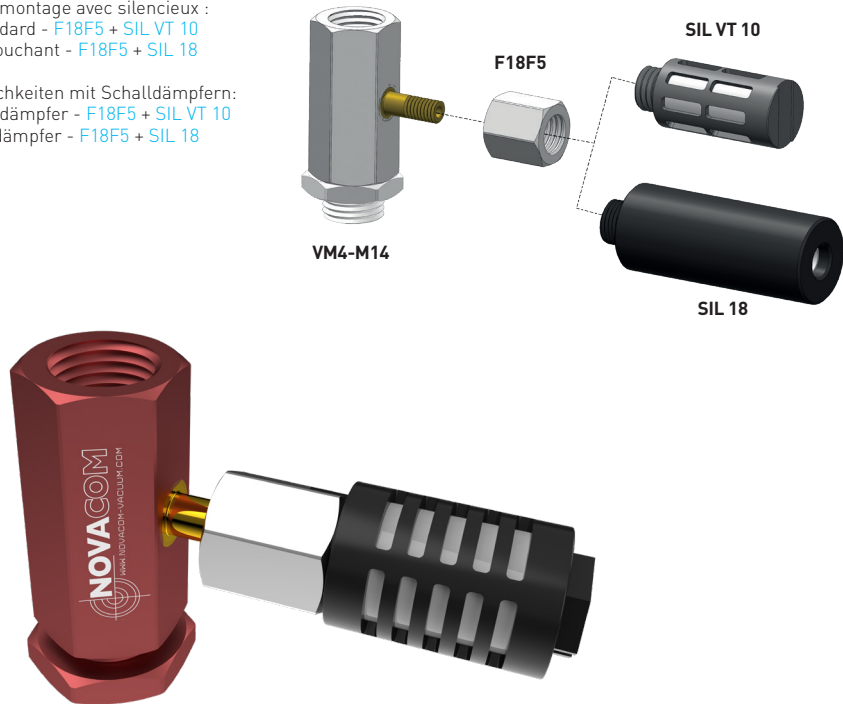
Référence/ ArtikeInr.	Ø Buse/ Düse (mm)	Raccord vide/ Anschluss Vakuum	Air aspiré/Angesaugte Luft à/bei 5 bar			Vide/ Vakuum (%)	Air consommé/ Luftverbrauch (l/min)	Pression d'air/ Luftdruck (bar)	Masse/ Gewicht (g)
			(l/mn)	(l/s)	(m³/h)				
VM4-M14	0,7	Mâle G1/4" - AG	14	0,23	0,84	80	21	5	29
VM4C-M14	0,7	Mâle G1/4" - AG	14	0,23	0,84	80	21	5	16



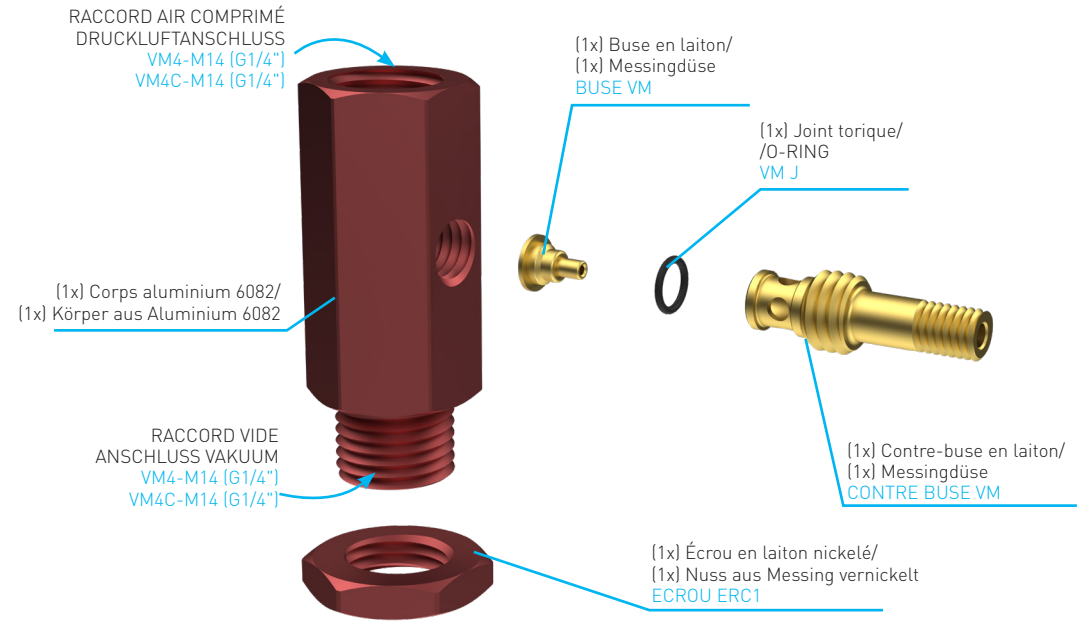
## OPTIONS/OPTIONEN

2 possibilités de montage avec silencieux :  
 - Silencieux standard - F18F5 + SIL VT 10  
 - Silencieux débouchant - F18F5 + SIL 18

2 Montagemöglichkeiten mit Schalldämpfern:  
 - Standardschalldämpfer - F18F5 + SIL VT 10  
 - Offener Schalldämpfer - F18F5 + SIL 18



## VUE ÉCLATÉE/DETAILANSICHT



Possibilité d'effectuer un contre-soufflage par l'échappement : 300 055 + 4606 04 05

Möglichkeit des Ableitens des Luftaustritts: 300 055 + 4606 04 05

